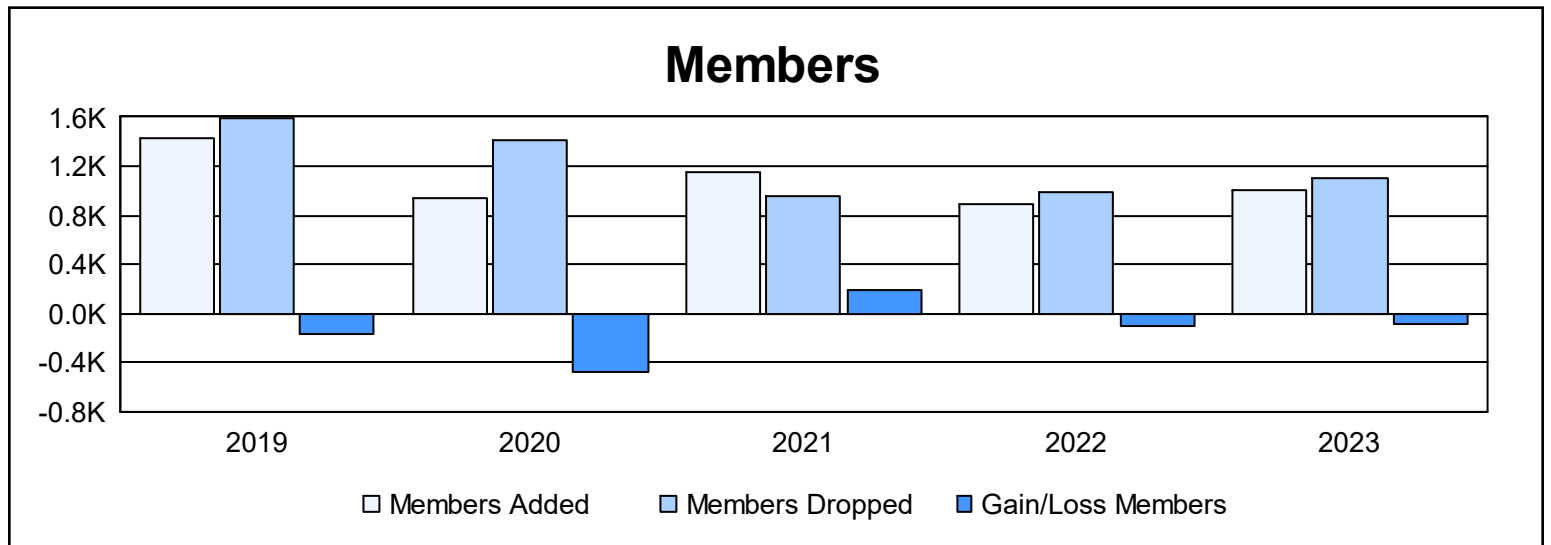
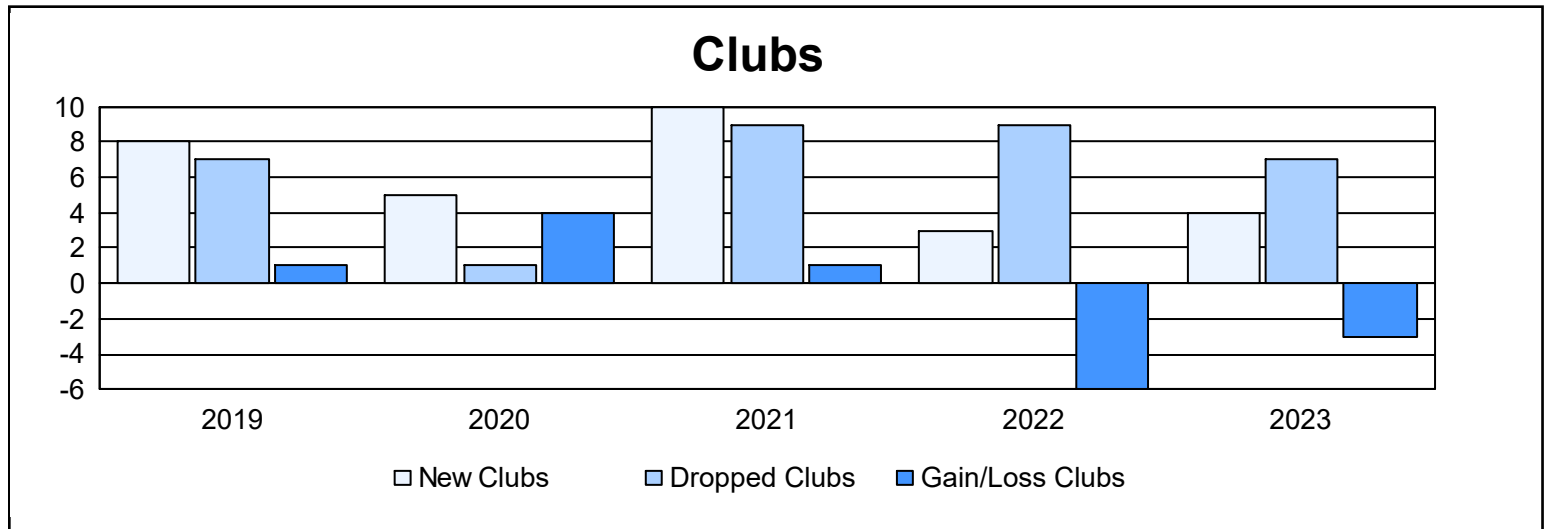
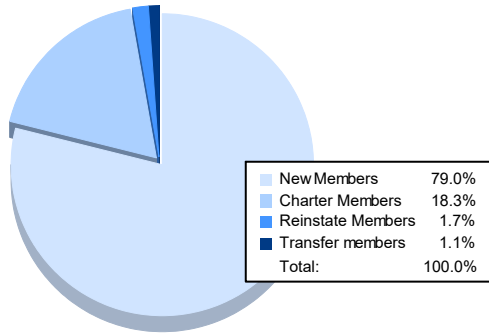


Year	New Clubs	Dropped Clubs	Gain/ Loss Clubs	New Members	Charter Members	Reinstate Members	Transfer Members	Total Member Added	Total Members Dropped	Gain/ Loss Members
2018-2019	8	7	1	1,040	306	60	17	1,423	1,592	-169
2019-2020	5	1	4	722	132	59	22	935	1,413	-478
2020-2021	10	9	1	847	269	25	15	1,156	959	197
2021-2022	3	9	-6	746	100	35	10	891	995	-104
2022-2023	4	7	-3	799	185	17	11	1,012	1,099	-87
Average	6	7	-1	831	198	39	15	1,083	1,212	-128



Membership Composition June 2023 Cumulative



Gender Composition June 2023 Cumulative

